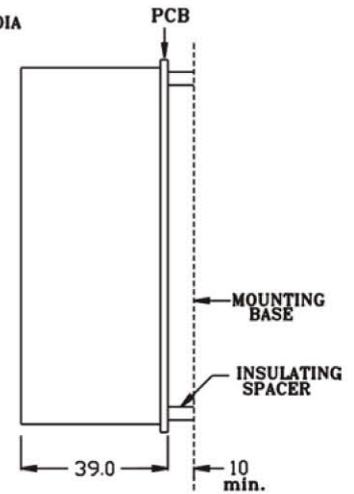
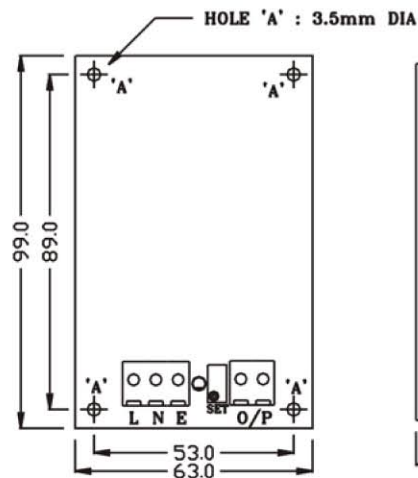



24W SINGLE OUTPUT OPEN FRAME



All dimensions in mm

FEATURES	<ul style="list-style-type: none"> • Single Phase Input • Built In Transient protector & EMI filter • Protection against short circuit, overload & overvoltage • Low ripple & noise • Cooling by free air convection 	<ul style="list-style-type: none"> • Power OK indication & output voltage set control • 100% full load burn in tested • Low cost • High reliability • Compact 				
ISOLATION	Input – Output : 1.5KVAC, 1 minute Input – Earth : 1.5KVAC, 1 minute Output – Earth : 0.5KVAC, 1 minute					
EFFICIENCY	70 ~ 75%					
O/P VOLTAGE ADJUSTMENT	+/- 10% of nominal output voltage					
OVERLOAD PROTECTION	105% ~ 130% of rated load					
LINE & LOAD REGULATION	Better than 0.5%					
HOLD UP TIME	> 20ms at rated input voltage and load					
OPERATING AMBIENT	0 ~ 50°C, 95% RH					
STORAGE AMBIENT	-20°C to 85°C					
SAFETY STANDARD	Design refers to EN60950-1					
EMC STANDARD	Design refers to EN55022, EN55024					
TERMINATIONS	Screw Type, for 2.5mm sq. wire					
MOUNTING	Screw Mounting					
WEIGHT	140 grams					
ORDERING INFORMATION		NOMINAL INPUT : 230VAC/DC	NOMINAL INPUT : 110VAC/DC	OUTPUT	 RIPPLE & NOISE	 OVERVOLTAGE PROTECTION
	INPUT VOLTAGE	AC : 180 ~ 270V DC : 200 ~ 360V	AC : 90 ~ 130V DC : 100 ~ 160V			
	I/P FREQUENCY	AC : 47 ~ 63Hz				
	I/P CURRENT (max)	AC : 0.3A @230V DC : 0.15A @230V	AC : 0.6A @110V DC : 0.3A @110V			
	INRUSH CURRENT	AC : 32A @230V DC : 23A @230V	AC : 16A @110V DC : 11A @110V			
	ORDER CODE	AS348-111	AS348-151	5V : 2.5A	< 100mV	< 7V
		AS348-113	AS348-153	12V : 2A	< 120mV	< 16V
AS348-114		AS348-154	15V : 1.5A	< 150mV	< 20V	
AS348-115		AS348-155	24V : 1.0A	< 240mV	< 30V	
AS348-116		AS348-156	48V : 0.5A	< 350mV	< 63V	

Note : 1. All parameters measured at nominal input, rated load and 25°C of ambient temperature unless otherwise specified.
 2. Ripple & noise are measured at 20MHz of bandwidth by using a 12" twisted pair-wire terminated with a 0.1uf & 100uf parallel capacitor.
 3. The power supply is intended to be installed as a component inside the enclosure of final equipment. The final equipment must be re-confirmed that it still meets the EMC directives.