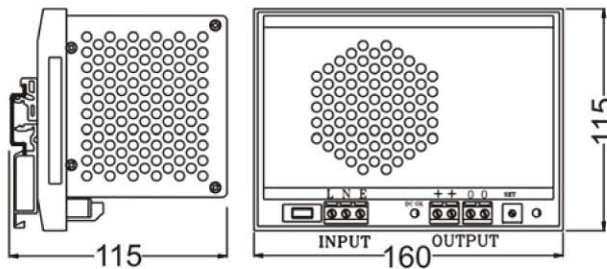


250W SINGLE OUTPUT

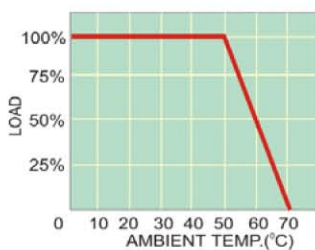


All dimensions in mm

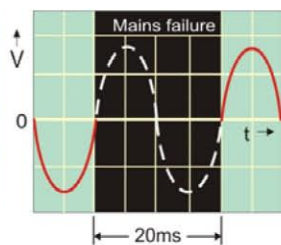
FEATURES	<ul style="list-style-type: none"> • Single Phase Input • Built In Transient protector & EMI filter • Protection against short circuit, overload, overvoltage & Overtemperature (80°C) • Low ripple & noise • Forced Cooling (Internal fan) 	<ul style="list-style-type: none"> • Power OK indication, terminations, output set control & rating details on front • 100% full load burn in tested • Low cost • High reliability • Compact 						
ISOLATION	Input – Output : 2KVAC, 1 minute Input – Earth : 2KVAC, 1 minute Output – Earth : 0.5KVAC, 1 minute							
EFFICIENCY	70 ~ 75%							
O/P VOLTAGE ADJUSTMENT	+/- 10% of nominal output voltage							
OVERLOAD PROTECTION	105% ~ 130% of rated load							
LINE & LOAD REGULATION	Better than 0.5%							
HOLD UP TIME	> 20ms at rated input voltage and load							
OPERATING AMBIENT	0 ~ 50°C, 95% RH							
STORAGE AMBIENT	-20°C to 85°C							
SAFETY STANDARD	Design refers to EN60950-1							
EMC STANDARD	Design refers to EN55022, EN55024							
TERMINATIONS	Screw type, for 2.5mm sq. wire							
MOUNTING	35 mm DIN rail							
WEIGHT	990 grams							
ORDERING INFORMATION		NOMINAL INPUT : 230VAC/DC		NOMINAL INPUT : 110VAC/DC		OUTPUT	RIPPLE & NOISE	OVERVOLTAGE PROTECTION
	INPUT VOLTAGE	AC	DC	AC	DC			
	INPUT RANGE	180 ~ 270V	200 ~ 360V	90 ~ 130V	100 ~ 160V			
	I/P FREQUENCY	47 ~ 63Hz	—	47 ~ 63Hz	—			
	I/P CURRENT (max)	2.5A @230V	1.3A @230V	5A @110V	2.5A @110V			
	INRUSH CURRENT	32A @230V	23A @230V	16A @110V	11A @110V			
	ORDER CODE	G31-250-12		G32-250-12				
	G31-250-15		G32-250-15		15V : 15A	< 150mV	< 20V	
	G31-250-24		G32-250-24		24V : 10A	< 240mV	< 30V	
	G31-250-48		G32-250-48		48V : 5A	< 350mV	< 63V	

Note : 1. All parameters measured at nominal input, rated load and 25°C of ambient temperature unless otherwise specified.
 2. Ripple & noise are measured at 20MHz of bandwidth by using a 12" twisted pair-wire terminated with a 0.1µf & 100µf parallel capacitor.
 3. The power supply is intended to be installed as a component inside the enclosure of final equipment. The final equipment must be re-confirmed that it still meets the EMC directives.
 4. These units are designed for mounting on horizontal DIN rail. Ensure clearance of minimum 35mm from adjacent components for proper ventilation.

Derating



Brown – Out Sustainability



Output Characteristics

