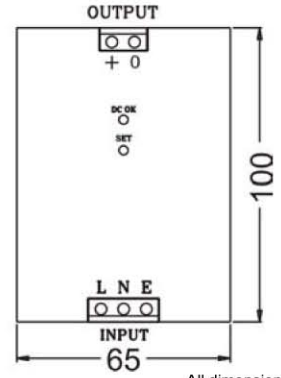
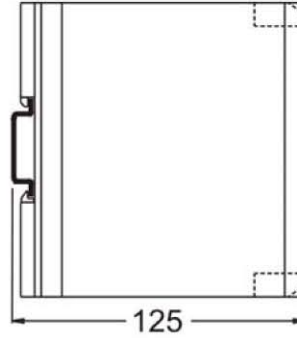


## 120W SINGLE OUTPUT

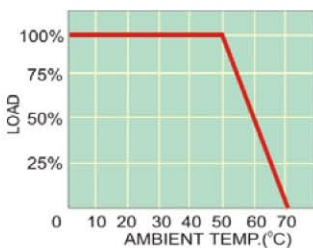


All dimensions in mm

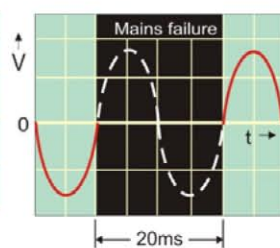
<b>FEATURES</b>	<ul style="list-style-type: none"> <li>• Single Phase Input</li> <li>• Built In Transient protector &amp; EMI filter</li> <li>• Protection against short circuit, overload &amp; overvoltage</li> <li>• Low ripple &amp; noise</li> <li>• Cooling by free air convection</li> </ul>	<ul style="list-style-type: none"> <li>• Power OK indication, terminations, output set control &amp; rating details on front</li> <li>• 100% full load burn in tested</li> <li>• Low cost</li> <li>• High reliability</li> <li>• Compact</li> </ul>						
<b>ISOLATION</b>	Input – Output : 3KVAC, 1 minute Input – Earth : 2KVAC, 1 minute Output – Earth : 0.5KVAC, 1 minute							
<b>EFFICIENCY</b>	70 ~ 75%							
<b>O/P VOLTAGE ADJUSTMENT</b>	+/- 10% of nominal output voltage							
<b>OVERLOAD PROTECTION</b>	105% ~ 130% of rated load							
<b>LINE &amp; LOAD REGULATION</b>	Better than 0.5%							
<b>HOLD UP TIME</b>	> 20ms at rated input voltage and load							
<b>OPERATING AMBIENT</b>	0 ~ 50°C, 95% RH							
<b>STORAGE AMBIENT</b>	-20°C to 85°C							
<b>SAFETY STANDARD</b>	Design refers to EN60950-1							
<b>EMC STANDARD</b>	Design refers to EN55022, EN55024							
<b>APPROVAL / MARK</b>	CE							
<b>TERMINATIONS</b>	Screw type, for 2.5mm sq. wire							
<b>MOUNTING</b>	35 mm DIN rail							
<b>WEIGHT</b>	530 grams							
<b>ORDERING INFORMATION</b>	<b>NOMINAL INPUT : 230VAC/DC</b>	<b>NOMINAL INPUT : 110VAC/DC</b>	<b>OUTPUT</b>	<b>RIPPLE &amp; NOISE</b>	<b>OVERVOLTAGE PROTECTION</b>			
	<b>INPUT VOLTAGE</b>	<b>AC</b>				<b>DC</b>	<b>AC</b>	<b>DC</b>
	<b>INPUT RANGE</b>	185 ~ 270V				200 ~ 360V	90 ~ 130V	100 ~ 160V
	<b>I/P FREQUENCY</b>	47 ~ 63Hz				—	47 ~ 63Hz	—
	<b>I/P CURRENT (max)</b>	1.5A @230V				0.6A @230V	3A @110V	1.2A @110V
	<b>INRUSH CURRENT</b>	32A @230V				23A @230V	16A @110V	11A @110V
	<b>ORDER CODE</b>	G31-120-12		G32-120-12	12V : 8A	< 120mV	< 16V	
	G31-120-15		G32-120-15	15V : 8A	< 150mV	< 20V		
	G31-120-24		G32-120-24	24V : 5A	< 240mV	< 30V		
	G31-120-48		G32-120-48	48V : 2.5A	< 350mV	< 63V		

- Note : 1. All parameters measured at nominal input, rated load and 25°C of ambient temperature unless otherwise specified.  
 2. Ripple & noise are measured at 20MHz of bandwidth by using a 12" twisted pair-wire terminated with a 0.1uf & 100uf parallel capacitor.  
 3. The power supply is intended to be installed as a component inside the enclosure of final equipment. The final equipment must be re-confirmed that it still meets the EMC directives.  
 4. These units are designed for mounting on horizontal DIN rail. Ensure clearance of minimum 35mm from adjacent components for proper ventilation.

**Derating**



**Brown – Out Sustainability**



**Output Characteristics**

