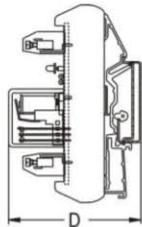
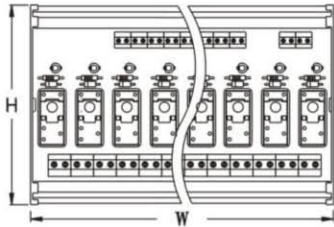
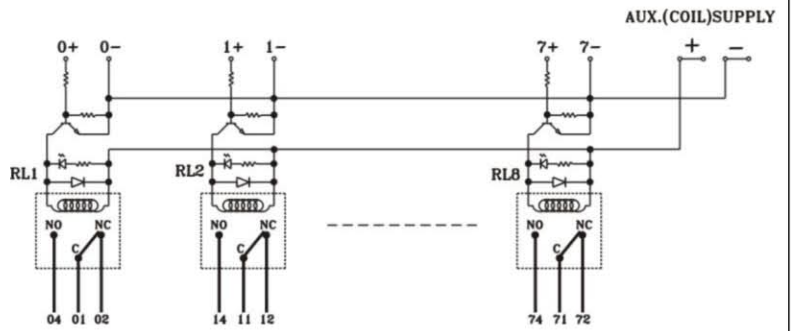


# 1C/O Low Signal Relay Module With TTL / Low current input



Dimensions



Schematic

<b>FEATURES</b>	<ul style="list-style-type: none"> <li>LED &amp; Free wheeling diode across coil</li> <li>Low current control input</li> </ul>						
<b>CONTACT CONFIGURATION</b>	1C/O						
<b>NO. OF CHANNELS</b>	1, 2, 4, 8						
<b>INPUT TYPE</b>	PNP / SOURCING <sup>(2)</sup>						
<b>INPUT</b>	<b>NOMINAL INPUT (TTL) VOLTAGE</b>	5VDC	24VDC				
	<b>MUST OPERATE VOLTAGE</b>	1.9VDC	9VDC				
	<b>MUST RELEASE VOLTAGE</b>	1VDC	5VDC				
	<b>MAX. INPUT VOLTAGE</b>	10VDC	30VDC				
	<b>INPUT CURRENT PER CHANNEL</b>	1mA	5mA				
<b>RELAY</b>	<b>OPERATE (SET) TIME</b>	5 ms max.					
	<b>RELEASE (RESET) TIME</b>	5 ms max.					
	<b>ENDURANCE</b>	Mechanical : 5,000,000 operations min. (at 36,000 operations/hr) Electrical : 100,000 operations min. (at 1,800 operations/hr under rated load)					
<b>AUX. (COIL) VOLTAGE</b>	12VDC / 24VDC +/-10% ( 20mA / 10mA per channel ) <sup>(1) (2)</sup>						
<b>DIELECTRIC STRENGTH</b>	1. TTL input to contacts : 1KVAC , 50/60 Hz for 1 minute 2. Coil to contact : 1KVAC , 50/60 Hz for 1 minute 3. Contacts of same polarity : 400VAC , 50/60 Hz for 1 minute 4. Contacts - channel to channel : 1KVC , 50/60 Hz for 1 minute						
<b>CONTACT RATING</b>	<b>RELAY</b>	1A@24VDC, 0.5A@125VAC					
	<b>ON BOARD</b>	1A@24VDC, 0.5A@125VAC					
<b>OPERATING AMBIENT</b>	0~55°C, 85% RH						
<b>STORAGE AMBIENT</b>	-20°C to 85°C						
<b>TERMINATIONS</b>	<b>COIL SIDE</b>	Screw type, for 2.5mm sq. wire					
	<b>CONTACT SIDE</b>	Screw type, for 2.5mm sq. wire					
<b>MOUNTING</b>	35 mm DIN rail						
<b>ORDERING INFORMATION</b>	<b>AS535, -5V, -24V, -OM</b>						
	<b>NO. OF RELAYS</b>	<b>DESIGN NO.</b>	<b>TTL INPUT</b>	<b>RELAY COIL VOLTAGE</b>	<b>RELAY MAKE</b>	<b>DIMENSIONS W x H x D (mm)</b>	<b>WEIGHT (MAX)</b>
	1	AS531	5V : 5VDC 24V : 24VDC	12V : 12VDC 24V : 24VDC	OM : OMRON G5V-1	24 x 80 x 70	-
	2	AS532				46 x 80 x 70	-
	4	AS533				68 x 80 x 70	-
8	AS535	137 x 80 x 70				220 grams	

Note : 1. Current including LED current.

2. ⚠ CAUTION : Input common (0V) & Aux. -Ve (0V) are shorted internally.